

ColorWorks CW-C6500A Color Inkjet Label Printer with Auto Cutter (Gloss)

Contact Us 800.463.7766

Mon-Fri 7am-4pm PT



Image Hot Spots



Features



Product Comparison



Quality 8" color label print and cut at a price comparable to thermal transfer.

The first printer specifically designed as a color upgrade to black-and-white thermal transfer printers¹, the ColorWorks CW-C6500A inkjet printer delivers on-demand, 8" color labels at a comparable price². Engineered for mission-critical applications, this reliable printer speeds through labels at up to 5" per second³. Featuring up to 1200 dpi resolution, the CW-C6500A produces crisp images comparable to pre-printed labels. Compatible with ZPL II, SAP[®] and more, and built to accommodate remote printer management, this versatile printer offers seamless integration with your existing workflow. And, it comes standard with an auto cutter to create variable length labels and enable easy job separation.

The C6500A gloss printer comes with black ink optimized for gloss label media, which works on the widest variety of substrates, compared to the matte black ink.

Also Available in Matte

Model: C31CH77A9991

Overview

- **Reliability you can count on** — engineered by Epson for demanding applications; backed by industry-leading service and support
- **First printer specifically designed as a color upgrade to black-and-white thermal transfer printers¹** — with similar media handling capabilities, speed, features and connectivity options, all at a comparable price point
- **Enhanced productivity** — eliminate the need to pre-print; speeds up to 5" per second³; fast time to first label
- **Astounding image quality** — up to 1200 dpi resolution with various droplet sizes; crisp images comparable to pre-printed labels
- **Seamless integration** — compatible with ZPL II, major middleware, SAP, Windows[®], Mac[®] and Linux
- **Remote printer management** — for managing large fleets over the network
- **Auto cutter included** — ideal for fast, on-demand applications
- **Applicator I/O control port for truly automated workflow** — supports I/O commands; can be integrated into nearly any workflow
- **Low cost** — comparable to existing thermal transfer printers²
- **Durable, high-quality labels** — meets BS 5609 certification⁴

Auto Cutter

With a 8" built-in auto cutter covering the full spectrum of label sizes to create variable-length labels and enable easy job separation, these new ColorWorks models offer cost and inventory reductions compared to using pre-printed labels.

High-quality Printing

Epson-engineered PrecisionCore® TFP® printhead technology delivers ultra sharp text and precise barcodes. It also produces varying droplet sizes that, coupled with a 1200 x 1200 dpi resolution, can produce a huge gamut of vibrant, accurate colors, smooth gradations and fine image details. So, whether the challenge is to produce complex informational labels or high-quality product labels, the CW-C6000 series is up to the challenge.

ESC/Label and ZPL II Interface Languages

ZPL II capabilities allow you to experience the advantages of Epson inkjet technology without reprogramming existing systems. ESC/Label command extensions can be added to unlock the power of color. Leverage color for color-coded fields, product pictures, logos and marketing messages to improve overall business processes and brand image.

Remote Management Tools

Epson made the CW-C6000 family for large-scale enterprise environments. To support these high-volume scenarios, a wide range of remote management tools are available. These allow IT and support teams to remotely monitor the status of large fleets of printers, generate email alerts on items needing attention, remotely deploy firmware updates, set up complex network environments, and view or modify settings from any computer browser or Android™ or Apple® powered smartphone.

General-purpose I/O Port

Designed for mission-critical production, all CW-C6000 family printers come equipped with a general-purpose I/O port. This gives automation developers all the control they need to seamlessly integrate the printer into their automated workflow. The port provides all the necessary information on supply levels, status, faults and readiness. Inputs enable users to pause, clean and print.

Versatile Ink Types

The CW-C6000 family uses highly durable pigment-based inks with both gloss and matte versions available to best suit the labeling application. The gloss black ink can print on a wider variety of substrates. The matte black ink offers a darker, sharper black text and images on matte media. Both have been BS5609 certified⁵.

What's In The Box:

- ColorWorks CW-C6500A printer
- AC power cord
- Full-capacity ink cartridges
- Maintenance box
- Instruction sheet






Designed as color upgrade to mono thermal printers

Comparable speed, price, capabilities, features and connectivity options to thermal printers^{1,2}



0:30

Product Comparison

				
	CW-C6500A/P	CW-C4000	CW-C6000A/P	C7500
Best For	Manufacturing, warehouse, logistics, industrial use	Retail, healthcare, service industry, food and beverage, pharmacy, visitor ID badges	Manufacturing, warehouse, logistics, industrial use	High-volume, heavy-production use
Max. Print Width	8.34" (212 mm)	4.25" (108 mm)	4.25" (108 mm)	4.25" (108 mm)
Printer Speed	Up to 3.4" per second (8" print width)	Up to 4" per second (4" print width)	Up to 5" per second (3.5" print width)	Up to 12" per second (4" print width)
Connectivity	Windows, Mac, Linux, major middleware, SAP	Windows, Mac, Linux, major middleware, SAP	Windows, Mac, Linux, major middleware, SAP	Windows, major middleware, SAP
Data Interface	Gigabit Ethernet and USB 2.0	Ethernet, USB 2.0, Wi-Fi optional	Gigabit Ethernet and USB 2.0	10/100 Base-T Ethernet and USB 2.0
Printer Language	ESC/Label and ZPL II	ESC/Label and ZPL II	ESC/Label and ZPL II	ESC/Label and ZPL II
Media Handling	Auto Cutter or Peeler	Auto Cutter	Auto Cutter or Peeler	Auto Cutter
Optional Accessories	Extra media spindle for CW-C6500A/P	Replaceable autocutter unit, Wi-Fi dongle, paper tray	Extra media spindle for CW-C6000A/P	Take-up reel for C7500, dust roller
Limited Warranty	1-year	1-year	1-year	1-year
Extended Service Plans Options	Spare-in-the-Air (SITA), On-Site and ExtendedCare Depot Repair plans available	Spare-in-the-Air (SITA) and ExtendedCare Depot Repair plans available	Spare-in-the-Air (SITA), On-Site and ExtendedCare Depot Repair plans available	On-Site and ExtendedCare Depot Repair plans available

Disclaimers

1 The CW-C6000/C6500 family is the first to bring to market the combination of features of direct ZPL II printing, peel-and-present, remote printer management, companion four- and eight-inch models, applicator I/O interface, broad middleware support, and comparable price points. | 2 Printers and consumable costs are similar when comparing similarly featured leading-brand thermal transfer printers and supplies for similar high-durability images on similar media. | 3 In Max Speed Mode, 300 x 600 dpi, 3.5" (89 mm) print width. Print speeds are based on the print engine speed only. Total throughput time for any label depends on factors including label size, file size, print resolution, speed of data transmission, etc. | 4 ColorWorks CW-C6000/C6500 inkjet printers with UltraChrome DL pigment ink, used in combination with Neenah Kimdura poly media or Avery Dennison Fasson 3.5M Matte WH Syn Paper WBIJS4600/50#SCK (Spec 79724), have both been BS 5609 certified.

Specifications

Print Other:

Printing Technology:
Serial inkjet PrecisionCore TFP

Print Width:
8.34" (212 mm)

Image Security:
Nozzle Verification Technology, auto head maintenance and auto missing dot compensation

Ink:

Ink Type:
UltraChrome® DL pigment ink

- Ink Palette:**
- SJC35P-C Ink Cartridge (Cyan)
 - SJC35P-M Ink Cartridge (Magenta)
 - SJC35P-Y Ink Cartridge (Yellow)
 - SJC35P-BK Ink Cartridge (Gloss Black)

Ink Configuration:
CMYK in individual cartridges

General:

Operating Systems:

Windows 10, 8.1, 8, 7 SP1, Windows Vista® SP2, macOS® 10.6.8 or later, Linux

Server Systems:

Windows Server® 2019, 2016, 2012 R2, 2012, 2008 R2, 2008

Temperature:

- Operating Temperature: 5 to 35 °C/20 – 80% RH humidity
- Storage Temperature: -20 to 60 °C/5 – 85% RH humidity

Sound Level:

55 dBA

Dimensions:

- Printer (W x D x H): 17.5" x 20.3" x 12.8" (444 mm x 515 mm x 326 mm)
- Shipping (W x D x H): 24" x 28" x 19" (610 mm x 710 mm x 480 mm)

Weight:

- Printer (Dry): 57.3 lb (26.0 kg)
- Shipping: 81.6 lb (37.0 kg)

Safety Approvals:

UL1950/GSA C22.2 No.950, TUV, GOST-R

Warranty:

1-year depot repair

Print Fonts:

Barcode:

UPC-A, UPC-E, JAN13(EAN), JAN8(EAN), Code39, ITF, Codabar, Code93, Code128, GS1-128, GS1 DataBar Omnidirectional, GS1 DataBar Truncated, GS1 DataBar Limited, GS1 DataBar Expanded

Fonts:

Barcode:

UPC-A, UPC-E, JAN13(EAN), JAN8(EAN), Code39, ITF, Codabar, Code93, Code128, GS1-128, GS1 DataBar Omnidirectional, GS1 DataBar Truncated, GS1 DataBar Limited, GS1 DataBar Expanded

Two-dimensional Code Printing:

PDF417, QR Code, Maxi Code, GS1 DataBar Stacked, GS1 DataBar Stacked Omnidirectional, GS1 DataBar Expanded Stacked, DataMatrix, Aztec Code, MicroPDF417, Micro QR Code

Media Handling:

Width:

- Media width: 1.0" (25 mm) – 8.5" (216 mm)
- Print Width: 8.34" (212 mm)

Type:

Inkjet Coated Matte Paper, Gloss Paper, High-gloss Synthetic, Fine Paper, PET Film, Matte Synthetic, Uncoated Plain Paper

Thickness:

.005" – .009" (0.129 mm – 0.236 mm)

Length:

- Max. 24" (610 mm)
- Min. 0.31" (8 mm) no finishing
- 0.50" (13 mm) peeling
- 0.59" (15 mm) cutting

Roll Diameter:

6.0" (153 mm)

Core Diameter:

3" (76 mm)

Sensors:

Gap, black mark

Guide:

- Gap Sensor Location: Adjustable 0.4" – 2.4" (10 mm – 60 mm) in 0.2" (5 mm) steps from left paper guide
- Black Mark Sensor Location: Fixed at 0.5" (12 mm) from left paper guide

Black Mark Size:

Min. 0.72" x 0.16" (18 mm x 4 mm) (W x H)

Die-cut Label Gap:

2 mm – 6 mm

Auto Cutter:

Life (cuts)

- Paper Liner up to 1.5 M
- Synthetic Liner up to 0.5 M
- Continuous Matte Paper up to 0.5 M
- Continuous Gloss Paper up to 0.3 M
- Continuous Synthetic up to 0.1 M

Connectivity:

Standard Connectivity:

USB 2.0 High-speed, Ethernet

Display Terminal:

Ethernet:

10/100 BASE-T

Printer Details:

Display:

- 2.7" full-color graphic display and 13-key pad allow for local configuration and operation
- Indicators: Power, status and pause LEDs, beeper

Interfaces:

Ethernet 1000BASE-T/100BASETX/ 10BASE-T USB 2.0

Power:

Rated Voltage:

AC 100 – 240 VAC

Rated Frequency:

50 – 60 Hz

Power Consumption:

- 50 – 60 W Printing (average printing)
 - 4.1 – 4.4 W Standby
 - 0.2 – 0.5 W Power Off State
-

© 2023 Epson America, Inc.